

Number and play the notes in these scales in the way explained on the other side of this page.

Notice that every scale pattern on this page contains circled notes. Every circled note is a C. The note C is the root (the root is the note from which the scale gets its name) note of each pattern.

Be sure and notice the fret numbers between the scale patterns. To stay in the key of C you have to do these scales at the frets indicated.

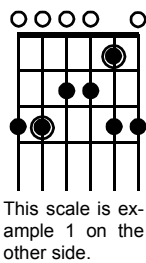
You know the old saying, "practice makes perfect", well, that's not true - "Perfect Practice Makes

C Major Pentatonic

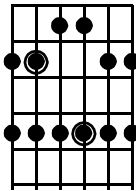
Universal Scale Numbers
Notes in the C Major Pentatonic Scale

1	2	3	5	6	8
C	D	E	G	A	C

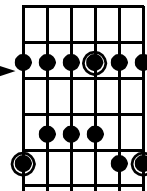
C Major



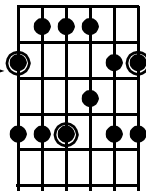
C Major



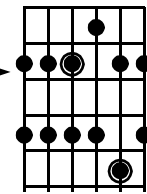
C Major



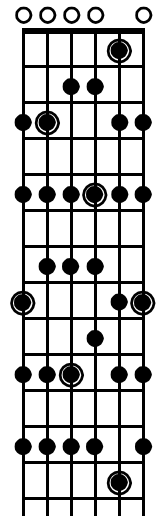
C Major



C Major



All five scales, when connected, lay along the neck

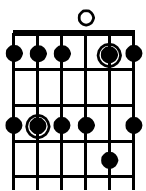


C Minor Pentatonic

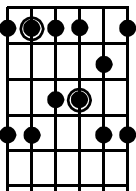
Universal Scale Numbers
Notes in the C Minor Pentatonic Scale

1	♭3	4	5	♭7	8
C	A [♭]	F	G	B [♭]	C

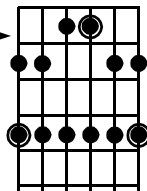
C Minor



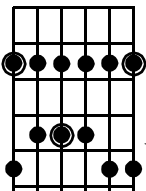
C Minor



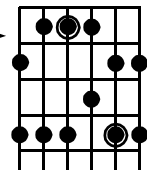
C Minor



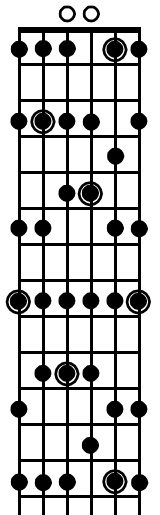
C Minor



C Minor



All five scales, when connected, lay along the neck



Play each scale pattern in this lesson until it becomes effortless. As you become comfortable with each scale - JAM!!!
Remember the circled notes are "home".

This scale is example 2 on the other side.