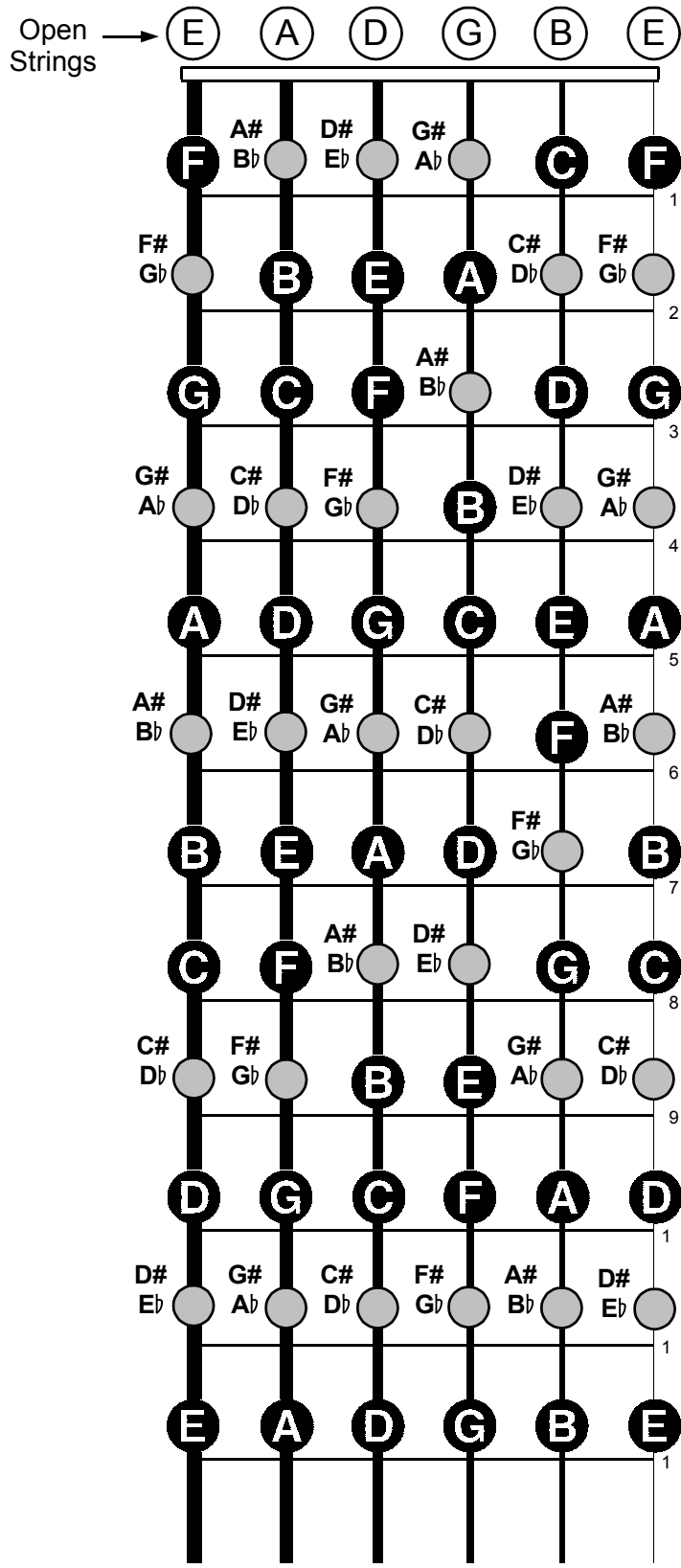


The Notes

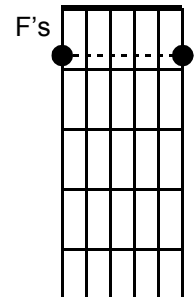


At the 12th fret the chart repeats.

Be sure to memorize the notes on your 5th and 6th strings. If you have done that, here is a way for you to easily learn the names of the notes on the other four strings.

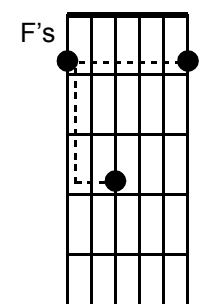
1

The notes at the same fret of both E strings will have the same name.



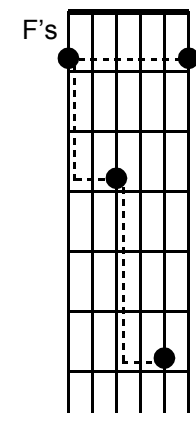
2

If you go up two frets and over two strings from any note on the 6th string, the new note on the 4th string will also have the same name.



3

If you go up three frets and over two strings from the new note on the 4th string, the new note on the 2nd string will also have the same name.



4

If you go up two frets and over two strings from any note on the 5th string the new note on the 3rd string will have the same name.

